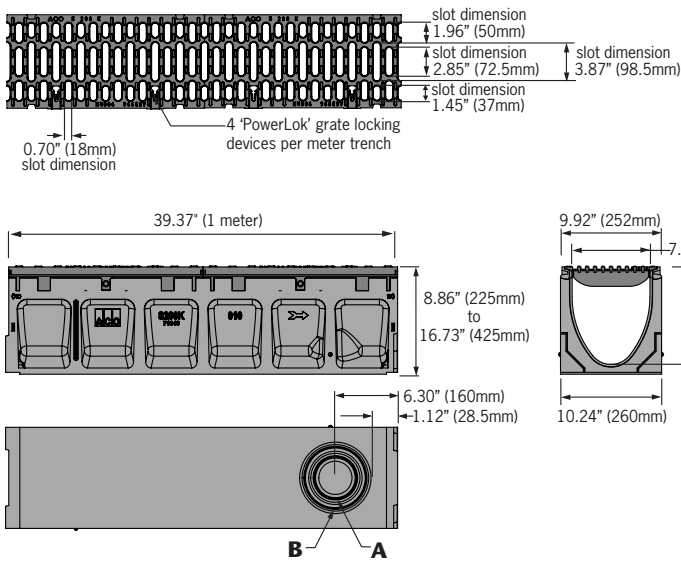


## ACO DRAIN

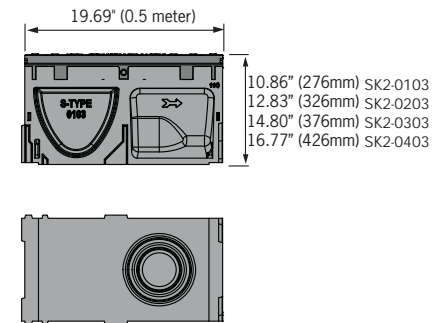
**PowerDrain - S200K iron edged channel system with slotted grate**

## One meter channel

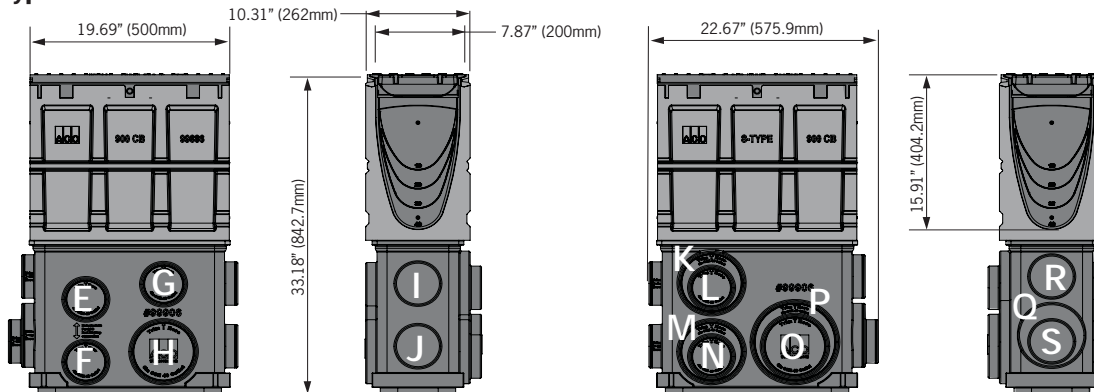


Knock-outs included on every 5th channel

## Half meter channel



## Type 902D In-line catch basin



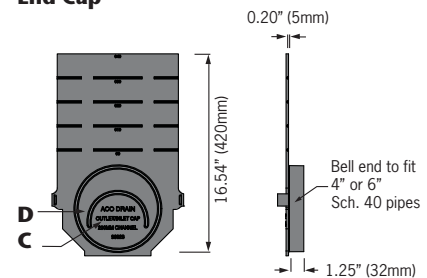
Total capacity = 19 gallons

## Outlet flow rates

Outlet	Product	Outlet size (Sch. 40)	Invert Depth	GPM	CFS
A	Bottom outlet - SK2-00	4" round	7.87"	153	0.34
A	Bottom outlet - SK2-040	4" round	15.75"	216	0.48
B	Bottom outlet - SK2-00	6" round	7.87"	344	0.77
B	Bottom outlet - SK2-040	6" round	15.75"	486	1.08
C	End outlet - SK2-00	4" round	7.87"	132	0.29
C	End outlet - SK2-40	4" round	15.75"	202	0.45
D	End outlet - SK2-10	6" round	9.84"	320	0.71
D	End outlet - SK2-40	6" round	15.75"	437	0.97
E	Type SK2-902D	4" round	25.33"	263	0.59
F	Type SK2-902D	4" round	31.83"	297	0.66
G	Type SK2-902D	4" round	23.76"	254	0.57
H	Type SK2-902D	6" round	31.83"	658	1.47
I	Type SK2-902D	4" round	23.91"	255	0.57
J	Type SK2-902D	4" round	30.40"	290	0.65
K	Type SK2-902D	6" round	24.68"	570	1.27
L	Type SK2-902D	4" round	24.13"	256	0.57
M	Type SK2-902D	6" round	31.82"	658	1.47
N	Type SK2-902D	4" round	31.26"	294	0.66
O	Type SK2-902D	6" round	31.26"	651	1.45
P	Type SK2-902D	8" round	31.82"	1149	2.56
Q	Type SK2-902D	6" round	30.32"	640	1.43
R	Type SK2-902D	4" round	23.19"	251	0.56
S	Type SK2-902D	4" round	29.90"	288	0.64

Note: These are the pipe flow rates at the specified outlet, NOT channel flow rates. \*Catch basin flow rates are without trash bucket - using trash bucket reduces flow.

## End Cap



## ACO DRAIN

# PowerDrain - S200K iron edged channel system with slotted grate



Description	Part No.	Invert Inches <sup>2</sup>	mm <sup>2</sup>	Weight lbs.	Description	Part No.	Invert Inches <sup>2</sup>	mm <sup>2</sup>	Weight lbs.
SK2-00 Neutral channel - 39.37" (1m) <sup>®</sup>	71041	7.87	200	141.2	SK2-28 Sloped channel - 39.37" (1m)	71028	13.38	340	171.0
SK2-1 Sloped channel - 39.37" (1m)	71001	8.07	205	141.2	SK2-29 Sloped channel - 39.37" (1m)	71029	13.58	345	172.1
SK2-2 Sloped channel - 39.37" (1m)	71002	8.26	210	142.3	SK2-30 Sloped channel - 39.37" (1m) <sup>®</sup>	71030	13.77	350	173.2
SK2-3 Sloped channel - 39.37" (1m)	71003	8.46	215	143.4	<b>SK2-030 Neutral channel - 39.37" (1m)<sup>®</sup></b>	<b>71046</b>	<b>13.77</b>	<b>350</b>	<b>173.2</b>
SK2-4 Sloped channel - 39.37" (1m)	71004	8.66	220	144.5	<b>SK2-0303 Neutral channel - 19.69" (0.5m)<sup>®</sup></b>	<b>71049</b>	<b>13.77</b>	<b>350</b>	<b>101.3</b>
SK2-5 Sloped channel - 39.37" (1m) <sup>®</sup>	71005	8.85	225	145.6	SK2-31 Sloped channel - 39.37" (1m)	71031	13.97	355	174.4
SK2-6 Sloped channel - 39.37" (1m)	71006	9.05	230	146.7	SK2-32 Sloped channel - 39.37" (1m)	71032	14.17	360	175.5
SK2-7 Sloped channel - 39.37" (1m)	71007	9.25	235	147.8	SK2-33 Sloped channel - 39.37" (1m)	71033	14.37	365	176.6
SK2-8 Sloped channel - 39.37" (1m)	71008	9.44	240	148.9	SK2-34 Sloped channel - 39.37" (1m)	71034	14.56	370	177.7
SK2-9 Sloped channel - 39.37" (1m)	71009	9.64	245	150.0	SK2-35 Sloped channel - 39.37" (1m) <sup>®</sup>	71035	14.76	375	178.8
SK2-10 Sloped channel - 39.37" (1m) <sup>®</sup>	71010	9.84	250	151.1	SK2-36 Sloped channel - 39.37" (1m)	71036	14.96	380	179.9
<b>SK2-010 Neutral channel - 39.37" (1m)<sup>®</sup></b>	<b>71042</b>	<b>9.84</b>	<b>250</b>	<b>151.2</b>	SK2-37 Sloped channel - 39.37" (1m)	71037	15.15	385	181.0
<b>SK2-0103 Neutral channel - 19.69" (0.5m)<sup>®</sup></b>	<b>71045</b>	<b>9.84</b>	<b>250</b>	<b>89.2</b>	SK2-38 Sloped channel - 39.37" (1m)	71038	15.35	390	182.1
SK2-11 Sloped channel - 39.37" (1m)	71011	10.03	255	152.2	SK2-39 Sloped channel - 39.37" (1m)	71039	15.55	395	183.2
SK2-12 Sloped channel - 39.37" (1m)	71012	10.23	260	153.3	SK2-40 Sloped channel - 39.37" (1m) <sup>®</sup>	71040	15.74	400	184.3
SK2-13 Sloped channel - 39.37" (1m)	71013	10.43	265	154.4	<b>SK2-040 Neutral channel - 39.37" (1m)<sup>®</sup></b>	<b>71049</b>	<b>15.74</b>	<b>400</b>	<b>184.3</b>
SK2-14 Sloped channel - 39.37" (1m)	71014	10.62	270	155.6	<b>SK2-0403 Neutral channel - 19.69" (0.5m)<sup>®</sup></b>	<b>71050</b>	<b>15.74</b>	<b>400</b>	<b>110.1</b>
SK2-15 Sloped channel - 39.37" (1m) <sup>®</sup>	71015	10.82	275	156.7	SK2-903D In-line catch basin - 19.69" (0.5m) <sup>®</sup>	94619	37.36	949	109.8
SK2-16 Sloped channel - 39.37" (1m)	71016	11.02	280	157.8	SK2-904D In-line catch basin - 19.69" (0.5m) <sup>®</sup>	94575	49.41	1255	144.0
SK2-17 Sloped channel - 39.37" (1m)	71017	11.22	285	158.9	SK2-631D catch basin - 19.69" (0.5m) <sup>®</sup>	94579	49.41	1255	154.0
SK2-18 Sloped channel - 39.37" (1m)	71018	11.41	290	160.0	Series 600 Optional plastic riser	99902	-	-	10.0
SK2-19 Sloped channel - 39.37" (1m)	71019	11.61	295	161.1	Foul air trap - fits both 910 & 610 basins	90854	-	-	1.2
SK2-20 Sloped channel - 39.37" (1m) <sup>®</sup>	71020	11.81	300	162.2	8" channel Universal end cap	96823	19.69	500	1.4
<b>SK2-020 Neutral channel - 39.37" (1m)<sup>®</sup></b>	<b>71044</b>	<b>11.81</b>	<b>300</b>	<b>162.2</b>	Debris strainer for 4" bottom knockout	93488	-	-	0.2
<b>SK2-0203 Neutral channel - 19.69" (0.5m)<sup>®</sup></b>	<b>71047</b>	<b>11.81</b>	<b>300</b>	<b>96.8</b>	8" channel installation device	97478	-	-	4.0
SK2-21 Sloped channel - 39.37" (1m)	71021	12.00	305	163.3	Grate removal tool	01318	-	-	0.3
SK2-22 Sloped channel - 39.37" (1m)	71022	12.20	310	164.4					
SK2-23 Sloped channel - 39.37" (1m)	71023	12.40	315	165.5					
SK2-24 Sloped channel - 39.37" (1m)	71024	12.59	320	166.6					
SK2-25 Sloped channel - 39.37" (1m) <sup>®</sup>	71025	12.79	325	167.7					
SK2-26 Sloped channel - 39.37" (1m)	71026	12.99	330	168.8					
SK2-27 Sloped channel - 39.37" (1m)	71027	13.18	335	169.9					

### Notes:

- This channel offers bottom knockout feature: 6" & 8" round.
- Inverts shown are male end; for female invert depth subtract 5mm (≈0.2") from male invert (except neutral channels where it will be same as male invert). To calculate overall channel depth, add 25.4mm (1.0") to invert depth.
- Catch basin assembly includes polymer concrete top, PowerLok grate, trash bucket and plastic base.
- Catch basin assembly includes polymer concrete top, PowerLok grate, deep trash bucket, plastic riser and plastic base.
- Water intake per meter channel is 140.2 in<sup>2</sup> (904.51 cm<sup>2</sup>)

## Specifications

### General

The surface drainage system shall be ACO Drain PowerDrain S200K complete with slotted gratings secured with 'PowerLok' locking as manufactured by ACO Polymer Products, Inc. or equal approved.

### Materials

The trench system bodies shall be manufactured from polymer concrete with minimum properties as follows:

Compressive strength: 14,000 psi  
 Flexural strength: 4,000 psi

Water absorption 0.07%  
 Frost proof YES  
 Salt proof YES  
 Dilute acid and alkali resistant YES

The nominal clear opening shall be 8" (200mm) with overall width of 10.24" (260mm). Pre-cast units shall be manufactured with either an invert slope of 0.5% or with neutral invert and have a wall thickness of at least 0.67" (16mm). Each unit will feature a partial radius in the trench bottom and a male to female interconnecting end profile. Units shall have horizontal cast in anchoring keys on the outside wall to ensure maximum mechanical bond to the surrounding bedding material and pavement surface. The ductile iron edge rail will be integrally cast in by

the manufacturer to ensure maximum homogeneity between polymer concrete body and edge rail. Each edge rail shall be at least 1/4" (6mm) thick.

### Grates

Grates come in longitudinal ductile iron. Ductile iron to ASTM 536-84 - Grade 65-45-12. After removal of grates there shall be uninterrupted access to the trench to aid maintenance.

### Installation

The trench drain system shall be installed in accordance with the manufacturer's installation instructions and recommendations.

### ACO Polymer Products, Inc.

#### Northeast Sales Office

P.O. Box 245  
 Chardon, OH 44024  
 Tel: (440) 285-7000  
 Toll free: (800) 543-4764  
 Fax: (440) 285-7005

#### West Sales Office

P.O. Box 12067  
 Casa Grande, AZ 85130  
 Tel: (520) 421-9988  
 Toll Free: (888) 490-9552  
 Fax: (520) 421-9899

#### Southeast Sales Office

4211 Pleasant Road  
 Fort Mill, SC 29708  
 Toll free: (800) 543-4764  
 Fax: (803) 802-1063

#### Follow us on



#### Electronic Contact:

info@ACODrain.us  
 www.ACODrain.us

**SPEC**  
**INFO**  
**ACO**

© April 10, 2013, 2013 ACO Polymer Products, Inc. This information is believed to be accurate but it is not guaranteed to be so. We cannot assume liability for results that buyer obtains with our product since conditions of use are beyond the control of the company. It is the customer's responsibility to evaluate suitability and safety of product for his own use. ACO Polymer Products Inc. reserves the right to change the product and specifications without notice.